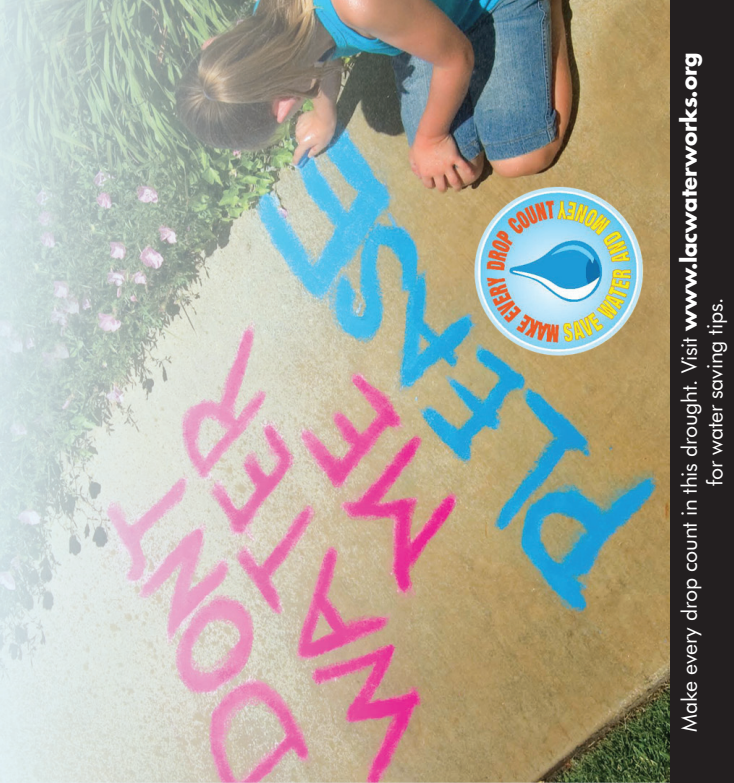




## PUBLIC PARTICIPATION AND CONTACT INFORMATION

The Los Angeles County Sheriff's Department welcome your comments and participation in the preparation of our Annual Water Quality Report. For questions or comments regarding water quality or this report, please contact Mr. Bill Bennett at (661) 295-8025. To view this report on the internet, please visit the Los Angeles County Department of Public Works Waterworks website at [www.lacwaterworks.org](http://www.lacwaterworks.org).




Make every drop count in this drought. Visit [www.lacwaterworks.org](http://www.lacwaterworks.org) for water saving tips.

To the Water Customer at:  
Peter Pitchess Detention Center  
29300 The Old Road  
Castaic, CA 91384



# 2011 ANNUAL WATER QUALITY REPORT



PETER PITCHESS WAYSIDE HONOR RANCHO


## PETER PITCHESS WAYSIDE HONOR RANCHO WATER QUALITY REPORT FOR CALENDAR YEAR 2011

Peter Pitchess Wayside Honor Rancho (PPWHR) is pleased to provide you with the 2011 Annual Water Quality Report. PPWHR is committed to serving you a reliable supply of high quality water that meets State and Federal standards. Our ongoing efforts include increasing the capacity and reliability of the water system and ensuring the quality of our water supply through rigorous water quality testing.

There are two drinking water quality standards, Primary and Secondary Drinking Water Standards. Primary Drinking Water Standards are set for substances that are thought to pose a health risk at certain levels and are enforceable by law. Secondary Drinking Water Standards are set for substances that do not pose a health risk and are intended to control the aesthetic qualities related to the public acceptance of drinking water. Secondary Standards are not enforceable by law. We are pleased to inform you that during all of 2011, your drinking water met all Primary and Secondary Drinking Water Standards.

This report is intended to provide you with a better understanding of your drinking water. It contains information about where your water comes from, how your water is treated and monitored, and what contaminants may be present in your water. Moreover, we have included source water assessments, results from our water quality testing, and general information about your drinking water.

Este informe contiene información muy importante sobre su agua potable. Tradúzcalo o hable con alguien que lo entienda bien.



## WATER QUALITY MONITORING

To ensure that water is safe to drink, the United States Environmental Protection Agency (USEPA) and the California Department of Public Health (CDPH) prescribe regulations that limit the amount of certain contaminants in water provided by public water systems.

To meet these regulations, PPWHR has contracted with the Los Angeles County Waterworks Districts (LACWD) to oversee monitoring and reporting to comply with Federal and State water quality regulations. The LACWD contracts with a State-certified laboratory to conduct all water quality analyses. The source water is tested for chemical, physical, radiological, and bacteriological parameters as required by Federal and State regulations. Additional organic and inorganic chemicals are tested but are not regulated.

Key locations within the distribution system have been selected to monitor water quality. Every week, the distribution system is tested for bacteria and disinfectant levels to ensure that you receive safe and high quality drinking water. The distribution system is also tested for color, odor, temperature, turbidity, and disinfection by-products monthly. All tests are conducted in a State-certified laboratory using Federally approved testing methods. Our contracted laboratory is equipped with state-of-the-art instruments capable of detecting contaminants at very minute quantities.



## THE SOURCE OF YOUR WATER AND ITS TREATMENT

During 2011, the water served in PPWHR was supplied entirely from groundwater. The groundwater is extracted from the underlying basin by wells that are owned and operated by PPWHR. PPWHR also has an interconnection with the Castaic Lake Water Agency (CLWA). CLWA gets its water from the Sacramento River/San Joaquin Delta via the State Water Project. The interconnection with CLWA was not used in 2011.

Chlorine is added in controlled amounts to groundwater to kill any disease-causing microbes (germs) that could grow on the walls of the pipes that carry drinking water throughout the system. The water from CLWA is treated at their treatment plants, which employ coagulation, flocculation, sedimentation and filtration to purify the water. Besides making the water clear, filtration removes some microorganisms that are difficult to kill. The water is then disinfected to kill any remaining microorganisms and to prevent their regrowth in the distribution pipes.



## SOURCE WATER ASSESSMENT

A source water assessment was conducted for all of the active sources in the water system in August 2002. These wells are considered most vulnerable to the activities shown on the accompanying table, although no associated contaminants have been detected in the water produced by these wells.

Vulnerable Wells	Possible Contaminating Activities
WELL 01 (STANDBY)	WELLS — OIL GAS, GEOTHERMAL
WELL 02 (STANDBY)	WELLS — OIL GAS. GEOTHERMAL CHEMICAL/PETROLEUM PIPELINES
WELL 10	TRANSPORTATION CORRIDORS — FREEWAYS/STATE HIGHWAYS
WELL 15 (INACTIVE)	CHEMICAL/PETROLEUM PIPELINES
WELL 17	CHEMICAL/PETROLEUM PIPELINES
WELL 18R	CHEMICAL/PETROLEUM PIPELINES, FARM CHEMICAL DISTRIBUTION/APPLICATION SERVICE, PESTICIDE/FERTILIZER/PETROLEUM STORAGE & TRANSFER AREA. WELLS - AGRICULTURAL/IRRIGATION, OIL, GAS, AND GEOTHERMAL SOURCE

A copy of the complete assessment may be viewed at: CDPH Los Angeles District Office, 500 North Central Avenue, Suite 500, Glendale CA 91203, or by contacting Ms. Shu-Fang Orr at (818) 551-2004.

## EDUCATIONAL INFORMATION

The sources of drinking water (both tap water and bottled water) include rivers, lakes, streams, ponds, reservoirs, springs, and wells. As water travels over the surface of the land or through the ground, it dissolves naturally-occurring minerals and, in some cases, radioactive material, and can pick up substances resulting from the presence of animals or from human activity. Contaminants that may be present in source water include:

- Microbial contaminants, such as viruses and bacteria, that may come from sewage treatment plants, septic systems, agricultural livestock operations, and wildlife.
- Inorganic contaminants, such as salts and metals, that can be naturally-occurring or result from urban storm water runoff, industrial or domestic wastewater discharges, oil and gas production, mining, or farming.
- Pesticides and herbicides, that may come from a variety of sources such as agriculture, urban storm water runoff, and residential uses.
- Organic chemical contaminants, including synthetic and volatile organic chemicals, that are by-products of industrial processes and petroleum production, and can also come from gas stations, urban storm water runoff, agricultural application, and septic systems.
- Radioactive contaminants, that can be naturally-occurring or be the result of oil and gas production and mining activities.

In order to ensure that tap water is safe to drink, the U.S. Environmental Protection Agency (USEPA) and the State Department of Public Health (Department) prescribe regulations that limit the amount of certain contaminants in water provided by public water systems. Department regulations also establish limits for contaminants in bottled water that provide the same protection for public health.

Drinking water, including bottled water, may reasonably be expected to contain at least small amounts of some contaminants. The presence of contaminants does not necessarily indicate that water poses a health risk. More information about contaminants and potential health effects can be obtained by calling the USEPA's Safe Drinking Water Hotline (1-800-426-4791).

Some people may be more vulnerable to contaminants in drinking water than the general population. Immuno-compromised persons such as persons with cancer undergoing chemotherapy, persons who have undergone organ transplants, people with HIV/AIDS or other immune system disorders, some elderly, and infants can be particularly at risk from infections. These people should seek advice about drinking water from their health care providers. USEPA/Centers for Disease Control (CDC) guidelines on appropriate means to lessen the risk of infection by *Cryptosporidium* and other microbial contaminants are available from the Safe Drinking Water Hotline.

**LEAD AND COPPER:** Every three years, PPWHR is required to sample for lead and copper at specific taps. The results for lead and copper are reported as the 90th percentile, which is the result that is greater than 90% of all the results. A system is out of compliance if the 90th percentile value exceeds the Regulatory Action Level (AL). If present, elevated levels of lead can cause serious health problems, especially for pregnant women and young children. Lead in drinking water is primarily from materials and components associated with service lines and home plumbing. The District is responsible for providing high quality drinking water, but cannot control the variety of materials used in plumbing components. When your water has been sitting for several hours, you can minimize the potential for lead exposure by flushing your tap for 30 seconds to 2 minutes before using water for drinking or cooking. If you are concerned about lead in your water, you may wish to have your water tested. Information on lead in drinking water, testing methods, and steps you can take to minimize exposure is available from the Safe Drinking Water Hotline or at <http://www.epa.gov/safewater/lead>.



## WATER QUALITY DATA

The table below lists all drinking water contaminants that were detected during the 2011 calendar year. The presence of these contaminants in the water does not necessarily indicate that the water poses a health risk. The District tests weekly for bacteria in the distribution system and none was detected during 2011. Trihalomethanes, haloacetic acids, and

chlorine are also tested regularly in the distribution system and are reported below. The State requires us to monitor certain contaminants less frequently than once per year because the concentrations of these contaminants do not change frequently.

PARAMETER	UNITS	MCL	PHG	RANGE OF DETECTION	AVERAGE LEVEL	TYPICAL SOURCE OF CONSTITUENT
<b>PRIMARY DRINKING WATER STANDARDS</b>						
<b>Arsenic</b>	µg/L	10	0.004	ND - 3.4	ND	Erosion of natural deposits; runoff from orchards; glass and electronics production wastes
<b>Fluoride</b>	mg/L	2	1	0.38 - 0.65	0.49	Erosion of natural deposits; water additive that promotes strong teeth; discharge from fertilizer and aluminum factories
<b>Gross Alpha Particle Activity</b>	pCi/L	15	MCLG=0	2.66 - 3.49	2.98	Erosion of natural deposits
<b>Gross Beta Particle Activity</b>	pCi/L	50	MCLG=0	2.48	2.48	Erosion of natural deposits
<b>Nitrate (as NO<sub>3</sub>)</b>	mg/L	45	45	3.33 - 7.47	4.89	Runoff and leaching from fertilizer use; leaching from septic tanks and sewage; erosion of natural deposits
<b>RADIUM 226</b>	pCi/L	(a)	0.05	0.03 - 0.27	0.11	Erosion of natural deposits
<b>RADIUM 228</b>	pCi/L	(a)	0.019	ND - 0.34	0.21	Erosion of natural deposits
<b>Uranium</b>	pCi/L	20	0.43	1.06 - 2.44	1.96	Erosion of natural deposits
<b>Chlorine Residual</b>	mg/L	MRDL=4.0	MRDLG=4	1.08 - 1.59	1.33 (b)	Drinking water disinfectant added for treatment
<b>Haloacetic Acids (HAA5)</b>	µg/L	60	n/a	ND - 4	2 (b)	Byproduct of drinking water disinfection
<b>Total Trihalomethanes (TTHMs)</b>	µg/L	80	n/a	3 - 14	10 (b)	Byproduct of drinking water disinfection
<b>SECONDARY DRINKING WATER STANDARDS</b>						
<b>Chloride</b>	mg/L	500	n/a	64 - 88	74.0	Runoff / leaching from natural deposits; seawater influence
<b>Specific Conductance</b>	uS/cm	1600	n/a	908 - 1040	993	Substances that form ions when in water; seawater influence
<b>Sulfate</b>	mg/L	500	n/a	209 - 264	245	Runoff / leaching from natural deposits; industrial wastes
<b>Total Dissolved Solids (TDS)</b>	mg/L	1000	n/a	630 - 704	675	Runoff / leaching from natural deposits
<b>Turbidity</b>	NTU	5	n/a	0.18 - 0.23	0.21	Soil runoff

PARAMETER	UNITS	MCL	PHG	RANGE OF DETECTION	AVERAGE LEVEL	TYPICAL SOURCE OF CONSTITUENT
<b>UNREGULATED CONTAMINANTS</b>						
Bicarbonate (as HCO <sub>3</sub> )	mg/L	n/a	n/a	151 - 199	175	Erosion of natural deposits
Boron	µg/L	NL=1000	n/a	0.33	0.33	Erosion of natural deposits
Calcium	mg/L	n/a	n/a	88 - 110	101	Erosion of natural deposits
Carbonate (as CO <sub>3</sub> )	mg/L	n/a	n/a	ND - 55	18	Erosion of natural deposits
Magnesium	mg/L	n/a	n/a	24 - 40	34	Erosion of natural deposits
pH	unit	n/a	n/a	6.9 - 7.6	7.2	Naturally-occurring dissolved gases and minerals
Sodium	mg/L	n/a	n/a	76 - 85	80	Erosion of natural deposits
Total Hardness	mg/L	n/a	n/a	360 - 440	392	Erosion of natural deposits
<b>LEAD AND COPPER RULE</b>						
Copper (Cu)	mg/L	AL=1.3	0.3	90% Value = 0.12		Internal corrosion of household plumbing system; erosion of natural deposits; leaching from wood preservatives
Number of Samples Exceeding AL (Cu)				0 out of 20		
Lead (Pb)	µg/L	AL=15	0.2	90% Value = ND		Internal corrosion of household plumbing system; discharge from industrial manufacturers; erosion of natural deposits
Number of Samples Exceeding AL (Pb)				0 out of 20		

#### TERMS AND ABBREVIATIONS USED IN THE WATER QUALITY DATA TABLE

**Maximum Contaminant Level (MCL):** The highest level of a contaminant that is allowed in drinking water. Primary MCLs are set as close to the PHGs (or MCLGs) as is economically and technologically feasible. Secondary MCLs are set to protect the odor, taste, and appearance of drinking water.

**Maximum Contaminant Level Goal (MCLG):** The level of a contaminant in drinking water below which there is no known or expected risk to health. MCLGs are set by the U.S. Environmental Protection Agency.

**Public Health Goal (PHG):** The level of a contaminant in drinking water below which there is no known or expected risk to health. PHGs are set by the California Environmental Protection Agency.

**Primary Drinking Water Standards (PDWS):** MCLs and MRDLs for contaminants that affect health along with their monitoring and reporting requirements, and water treatment requirements.

**Maximum Residual Disinfectant Level (MRDL):** The highest level of a disinfectant allowed in drinking water. There is convincing evidence that addition of a disinfectant is necessary for control of microbial contaminants.

**Maximum Residual Disinfectant Level Goal (MRDLG):** The level of a drinking water disinfectant below which there is no known or expected risk to health. MRDLGs do not reflect the benefits of the use of disinfectants to control microbial contaminants.

**Regulatory Action Level (AL):** The concentration of a contaminant which, if exceeded, triggers treatment or other requirements that a water system must follow.

**Treatment Technique (TT):** A required process intended to reduce the level of a contaminant in drinking water.

**FOOTNOTES:**

(a) Combined Radium has an MCL of 5 pCi/L. Radium 226 and Radium 228 do not have an MCL

(b) Values reflect the Highest Running Annual Average (HRAA). HRAA is the highest of all Running Annual Averages (RAAs). RAA is a calculated average of all the samples collected within quarterly 12-month periods.


**mg/L** = Milligrams per liter (parts per million)  
**µg/L** = Micrograms per liter (parts per billion)

**pCi/L** = PicoCuries per liter  
**ND** = Non-detect

**n/a** = Not Applicable  
**µS/cm** = MicroSiemens per centimeter

**NTU** = Nephelometric turbidity unit  
**NL** = Notification level

**TON** = Threshold Odor Number



## BOTTLED WATER, HOME TREATMENT DEVICES, AND SOFTENERS

Bottled water need not be purchased for health reasons, since tap water meets the Federal and State drinking water standards. If taste is an issue, bottled water might be the answer, but keep in mind that it is over 1,000 times more expensive than tap water.

Installation of a home treatment unit is a personal matter. These devices are not required to make the water meet the Federal and State drinking water standards.

In fact, if not properly maintained, these devices may actually cause water quality problems.

However, some people are concerned about the taste of their drinking water. If taste is an issue, then a home treatment unit might be appropriate. All units require maintenance and should be bought from a reputable dealer. They should also be tested and validated against accepted performance standards like those used by the National Sanitation Foundation (NSF).


Hardness in drinking water is caused by two non-toxic minerals: calcium and magnesium. Hard water reduces the amount of lather or suds produced by soap. Hard water also tends to leave deposits such as rings in the bathtub, scales on cooking pots and irons, and spots on glassware. At a hardness level above 120 milligrams per liter, a water softener might be considered to reduce deposits in the hot water system and to make washing easier. Distilled water may be used in place of drinking water in irons to prevent deposits.

Water softeners generally replace the non-toxic hardness minerals in the water with sodium. Although the amount of sodium produced is relatively insignificant in comparison to the sodium found in food, people with sodium restricted diets should consult their doctor or install a softener for their hot water supply only.



## WATER CONSERVATION TIPS

Every California resident can take these simple steps to save water and reduce our impact on the planet.



- **Adjust your sprinklers.** Up to 70 percent of residential water use goes to maintaining our yards. Try taking a minute or two off the timer.
- **Check your system.** Do a weekly check for broken or clogged sprinkler heads and replace them right away. Make sure you are watering your yard and not the driveway or sidewalk.
- **Fix those leaks.** Just a drip can waste more than 10,000 gallons per month. A leaking flapper on a toilet also increases flows at the water treatment plant.
- **Plant native species or drought-tolerant plants.** Many of the lawns and plants we use are not intended for the unique climate in Southern California.

Up to 70% of residential water use occurs outdoors. Make sure your sprinklers water the yard, not the sidewalk or street. Landscaping your yard and garden with California native and drought-tolerant plants is also a smart alternative for residents who want to have a beautiful garden and save water and money. These plants are accustomed to local weather and soil conditions and thrive with little summer watering. Using them not only saves water, but saves maintenance time and produces a habitat for native birds, beneficial insects and wildlife. The best time to plant native plants is between October and May each year.

